


O W



COW



Phase 3 Word Spelling!

a b c d e f g h i j k l m n o p q r s t u v w x y z

oi

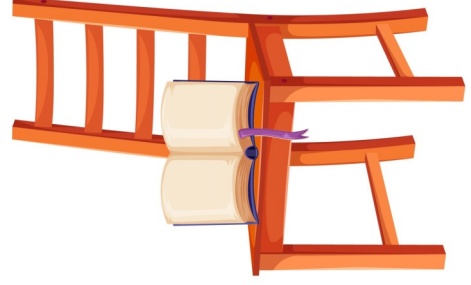
oo

ow





learnPhonics!
learn, understand, know



learnPhonics!
learn, understand, know



learnPhonics!
learn, understand, know



learnPhonics!
learn, understand, know

It is too high!



The goat has a beard.



I am in the pool.




The book is on the chair.



The owl can hoot.





wr



kn



gn



mb



drum	black	crab
frog	clap	brick
trip	cross	swim
flag	star	slug




Listen!



Tick the pictures that begin with /m/.

Cross the pictures that do not.



Year 1 - Autumn 1 Week 4 Phase 5

Words of the
Week:
people
every
Mr

We are learning the graphemes 'oy' 'ir' 'ue' 'aw'. They say /oi/ /ur/ /yoo/ /ool/ /or/.

We are learning how to read and write words and sentences containing these graphemes.

You can support your child by:

- Reading and writing the words and sentences listed in this week's overview.
- Identifying words that contain these graphemes. Look for them in books that you share at home and when you're out and about.


<p>'oy' saying /oi/</p>	<p><u>Read the words then write the words</u> boy annoy toys royal oyster enjoy</p> <p><u>Read the sentence, then write the sentence</u> Some people eat oysters. Do not destroy my toys.</p>
<p>'ir' saying /ur/</p>	<p><u>Read the words then write the words</u> third bird first swirl stir girl</p> <p><u>Read the sentence, then write the sentence</u> It is my birthday soon. That bird chirps every day.</p>
<p>'ue' saying /yoo/ /ool/</p>	<p><u>Read the words then write the words</u> glue value true avenue tissue clue</p> <p><u>Read the sentence, then write the sentence</u> I have bright blue hair. Mr Smith had a barbecue.</p>
<p>'aw' saying /or/</p>	<p><u>Read the words then write the words</u> law prawn yawn lawn squawk hawk</p> <p><u>Read the sentence, then write the sentence</u> It had sharp claws. Can I have a straw?</p>
<p>Review</p>	<p><u>Read the words then write the words</u> enjoy jigsaw glue statue bird paw</p> <p><u>Read the sentence, then write the sentence</u> The boy saw the girl on the blue seesaw.</p>

Phase 5 Dots 'n Dashes!

Read the words by drawing the dots and dashes underneath. Colour the tricky sound in each word.

play	sprout	flies	speak	drawn
stray	third	clue	soy	tube
whirl	few	Joe	haul	nose
saying	cone	round	dries	plead
claws	birth	cruel	boy	rule
bone	which	phase	ape	spew
poet	kite	taunt	keys	sale
prize	stay	crouch	fried	cheap

wh

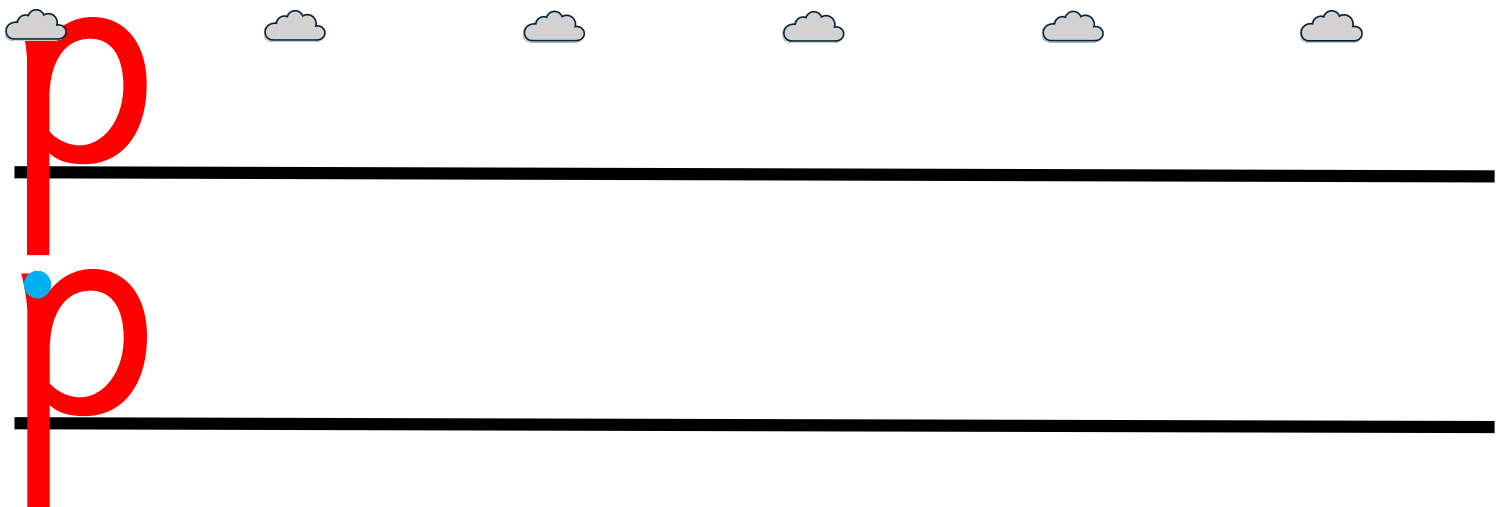
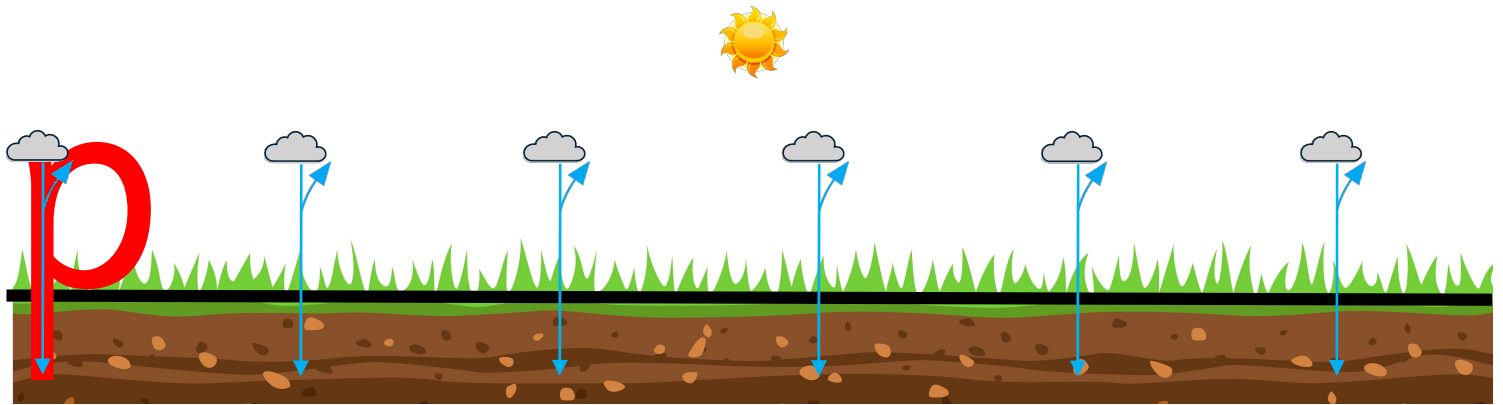
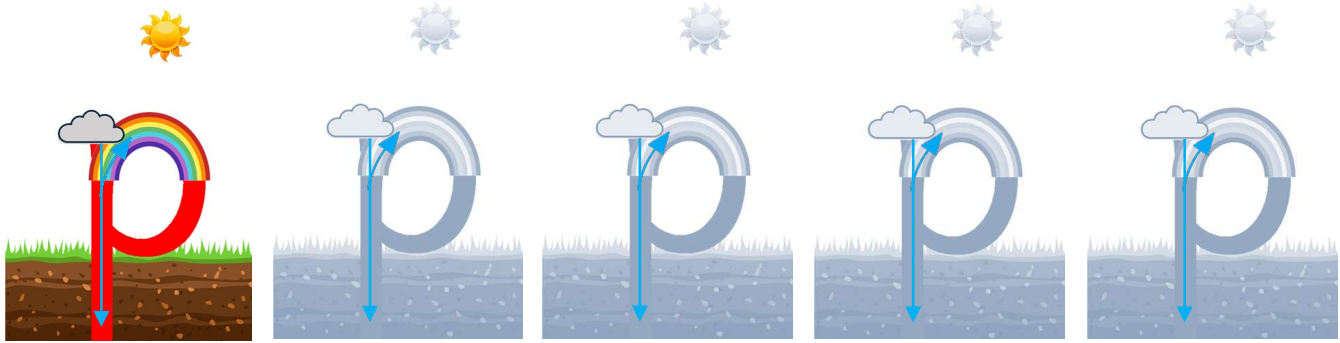
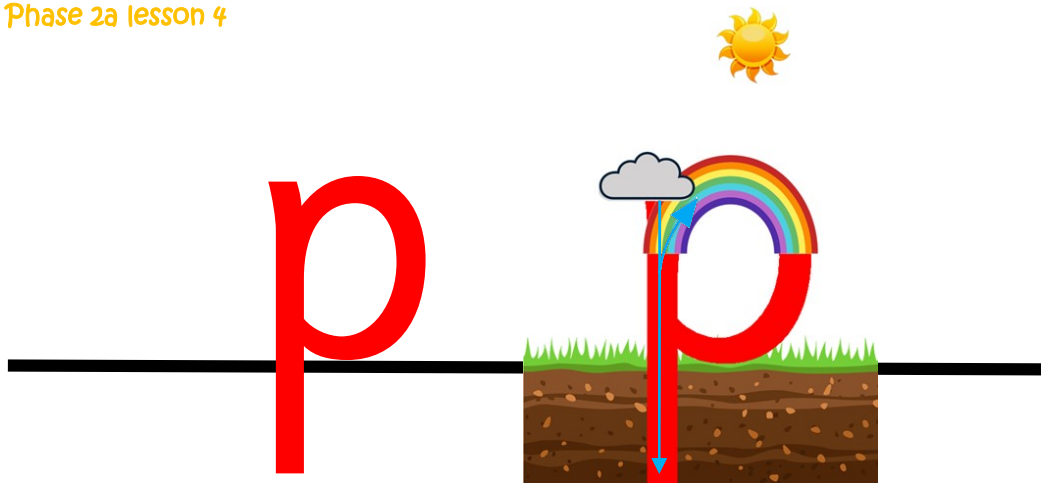


ph



ew







--	--	--





--	--	--





--	--	--





oi

oy

igh

ie i-e

ee

ea ey e-e


oa

oe o-e


oo

ew ue u-e


ai

ay a-e


w


wh

or

aw au

ur

er ir

ow

ou

ue

u-e ew

f

ph

tractor

worm

world

word

wall



most



why



because